

Senate 2018 races

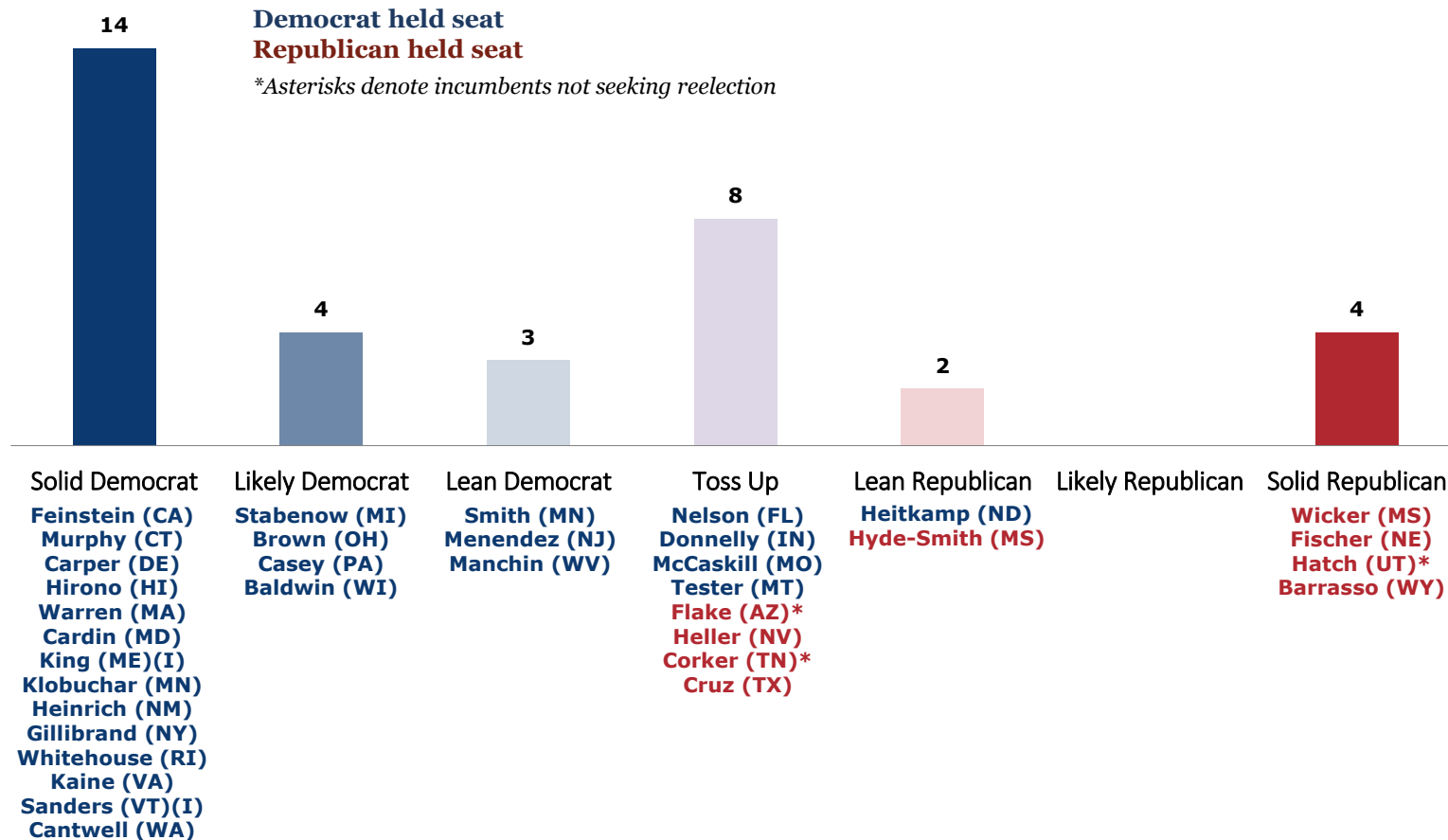
Cook Political Report ratings

Updated October 23, 2018

Control of the Senate will depend on the eight “Toss Up” seats

Cook Political Report ratings

ALL 2018 SENATE RACES

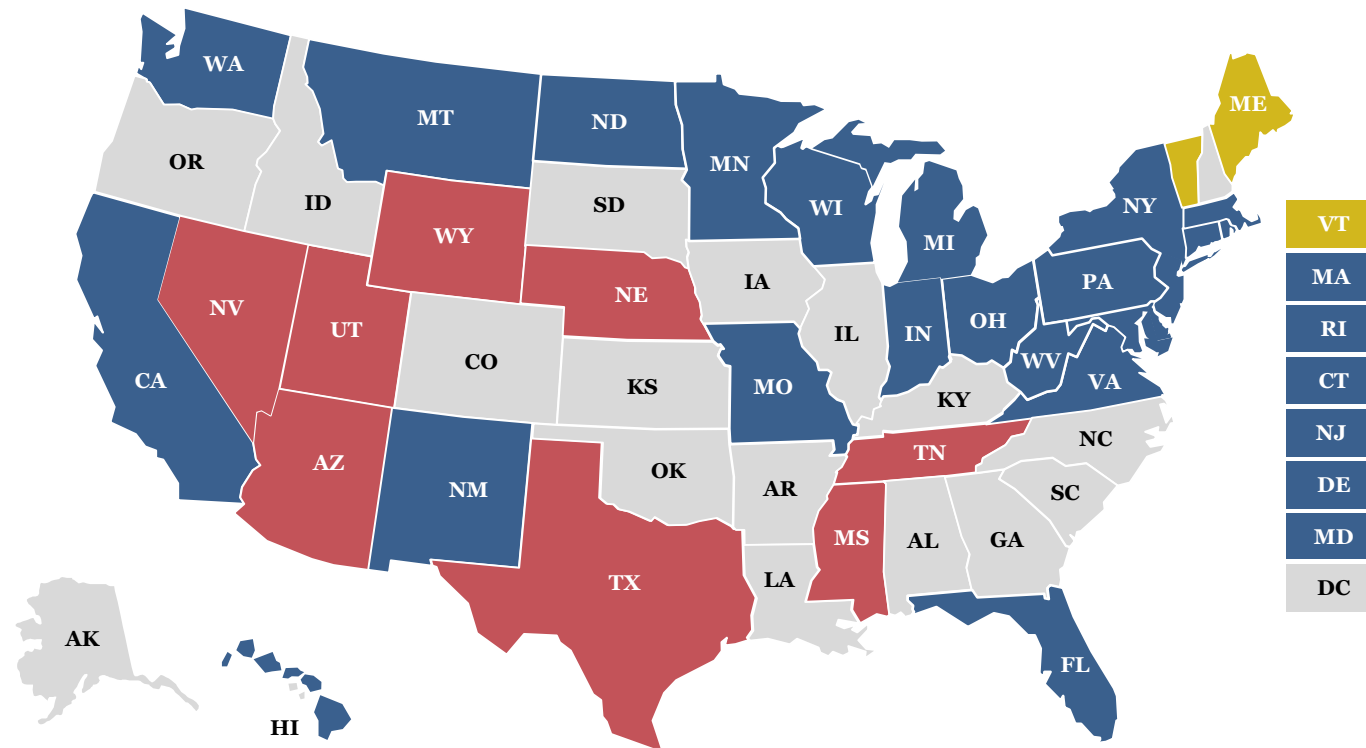


Source: The Cook Political Report, 2018.

26 seats for election in 2018 are held by Democrats and Independents out of a total of 35

States with U.S. Senate seats up for election

■ Democratic-held seat ■ Republican held seat ■ Independent held seat



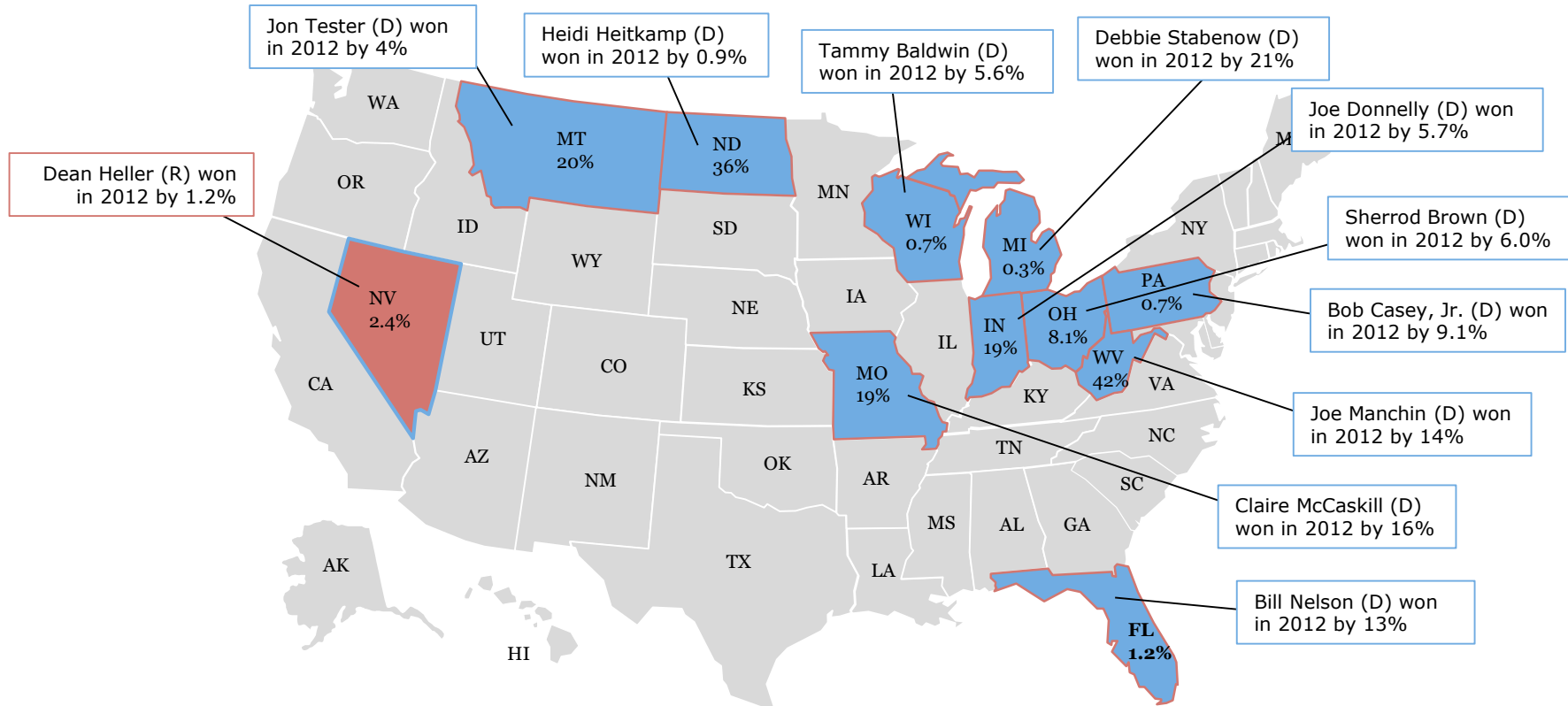
Sources: Charlie Cook, "Will History Hold in 2018 Midterms?" The Cook Political Report, January 9, 2017, National Journal Research, 2017.

Of the 26 Democratic senators up for re-election, Trump won 10 of their states – and five by double digits

Senators up for re-election in states won by the opposing party's 2016 presidential candidate

PERCENTS INSIDE THE STATE REPRESENT BY HOW MUCH THE OTHER PARTY'S PRESIDENTIAL CANDIDATE WON IN 2016

■ Clinton victory
 ■ Trump victory
 ■ Democratic senator up for re-election
 ■ Republican senator up for re-election



Sources: National Journal Research, 2017.

2018 Senate races by 2016 presidential performance

Senate seats in play, by election year

Clinton + 15 or greater	Clinton +5 to +14.9	Clinton +4.9 to Trump +4.9	Trump +5 to +14.9	Trump +15 or greater
DEMOCRATS (26)				
Feinstein (CA) +16.2 Hirono (HI) +32.2 Cardin (MD) +25.2 Warren (MA) +27.3 Gillibrand (NY) +21.3 Whitehouse (RI) +15.6 Sanders (VT)(I) +28.5 Cantwell (WA) +16.2	Murphy (CT) +13.3 Carper (DE) +11.5 Menendez (NJ) +13.2 Heinrich (NM) +8.3	King (ME)(I) D +2.7 Klobuchar (MN) D +1.5 Smith (MN) D +1.5 Kaine (VA) D +4.9 Stabenow (MI) R +0.3 Nelson (FL) R +1.3 Baldwin (WI) R +1 Casey (PA) R +1.2	Brown (OH) +8.6	Donnelly (IN) +19.3 McCaskill (MO) +19.1 Tester (MT) +20.5 Heitkamp (ND) +36.3 Manchin (WV) +42.2
REPUBLICANS (9)				
		Heller (NV) +2.4 Flake (AZ) +4.1	Cruz (TX) +9.2	Fischer (NE) +226.3 Corker (TN) +26.2 Hatch (UT) +18.1 Wicker (MS) +18.6 Hyde-Smith (MS) +18.6 Barrasso (WY) +47.6

Source: "2016 Senate election results," Politico, December 13, 2016.

2020 Senate races by 2016 presidential performance

Senate seats in play, by election year

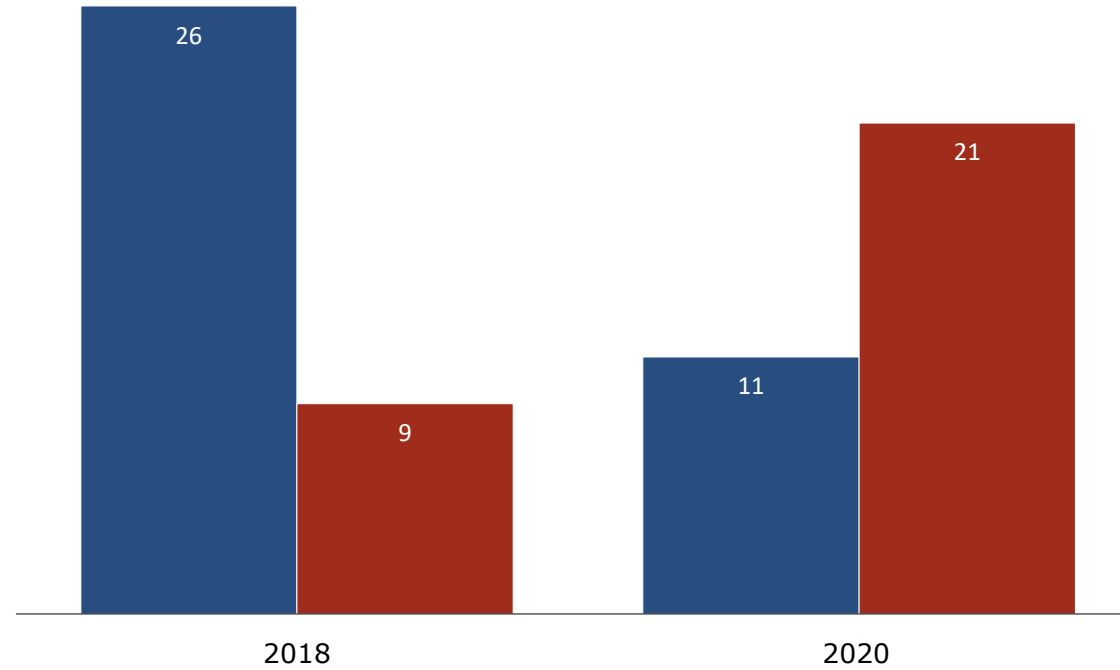
Clinton + 15 or greater	Clinton +5 to +14.9	Clinton +4.9 to Trump +4.9	Trump +5 to +14.9	Trump +15 or greater
DEMOCRATS (11)				
Coons (DE) +11.5 Durbin (IL) +16 Markey (MA) +27.3 Booker (NJ) +13.2 Reed (RI) +15.6	Franken (MN) +8.3 Shaheen (NH) +6 T. Udall (NM) +0.4 Merkley (OR) +10.6	Warner (VA) D+4.9 Peters (MI) R+0.3		
REPUBLICANS (21)				
		Gardner (CO) D+2.8 Collins (ME) D+2.7 Tillis (NC) R+3.8	Perdue (GA) +5.7 Ernst (IA) +9.6 Graham (SC) +14.1 Cornyn (TX) +9.2	Sullivan (AK) +27.4 Cotton (AR) +26.6 Risch (ID) +31.6 Roberts (KS) +21 McConnell (KY) +25.3 Hyde-Smith (MS) +18.6 Daines (MT) +20.5 Cassidy (LA) +19.7 Sasse (NE) +26.1 Inhofe (OK) +36.4 Rounds (SD) +29.8 Alexander (TN) +26.2 Capito (WV) +42.2 Enzi (WY) +47.6

Source: "2016 Senate election results," Politico, December 13, 2016.

Democrats, Republicans will take turns playing defense in upcoming elections

Senate seats in play, by election year

■ Republican seats ■ Democrat seats



Source: The Cook Political Report, 2017.